

**Results of pesticide
residues analysis in
2004 – 2005 in Slovakia**

**RNDr. Jarmila Ďurčanská
State Veterinary and Food
Institute Bratislava**

Total number of analysed samples

	2004	2005
• Official control samples	939	952
• Monitoring of consumer basket	108	98
• Total	1047	1050
• Plan	1007	1050

Methods used

- **Multiresidual**
- **Dithiocarbamates**
- **Carbamates**
- **Chlormequat**
- **Orthofenyl,
diphenyl**
- **85 analytes**
- **Group of cca 10**
- **5 analytes and
metabolites**
- **1 analyte**
- **2 analytes**

Summary results - 2004

	Total	SR	+	EU	+	non EU	+	?	+
fruits	277	83	12	132	78	46	30	14	1
vegetables	527	327	26	152	25	12	5	35	2
cereals	170	118	13	19		20	3	13	1
products	20	11	1	7		2			
others	37	18	5	16	6	2		1	

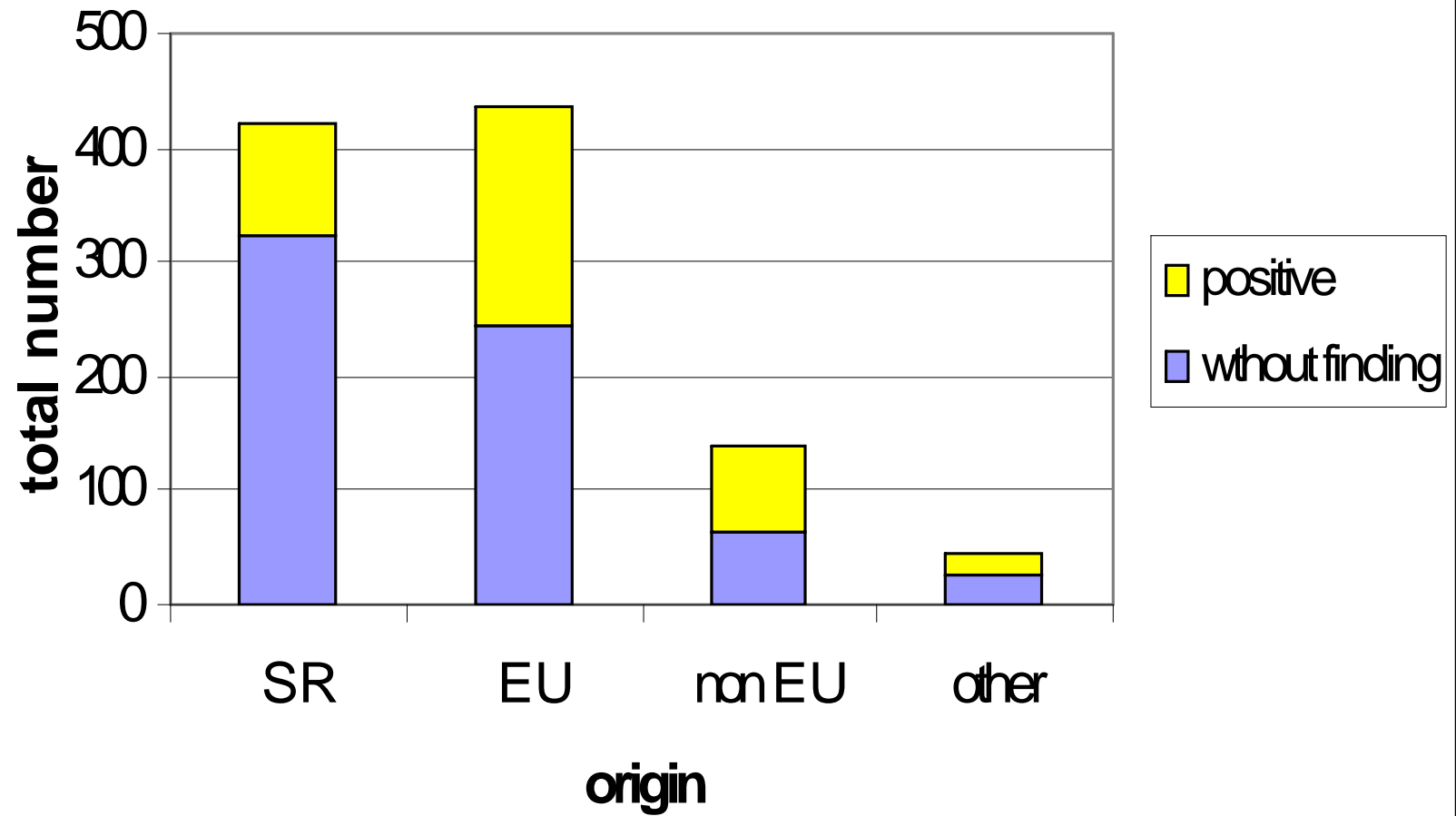
Summary results - 2005

	total	SR	+	EU	+	non EU	+	?	+
fruits	400	83	23	191	130	105	70	21	8
vegetables	488	256	59	205	59	14	4	13	7
cereals	110	63	12	25	1	4		18	3
products	15	13	4	2	1				
other	37	6		12		16		3	

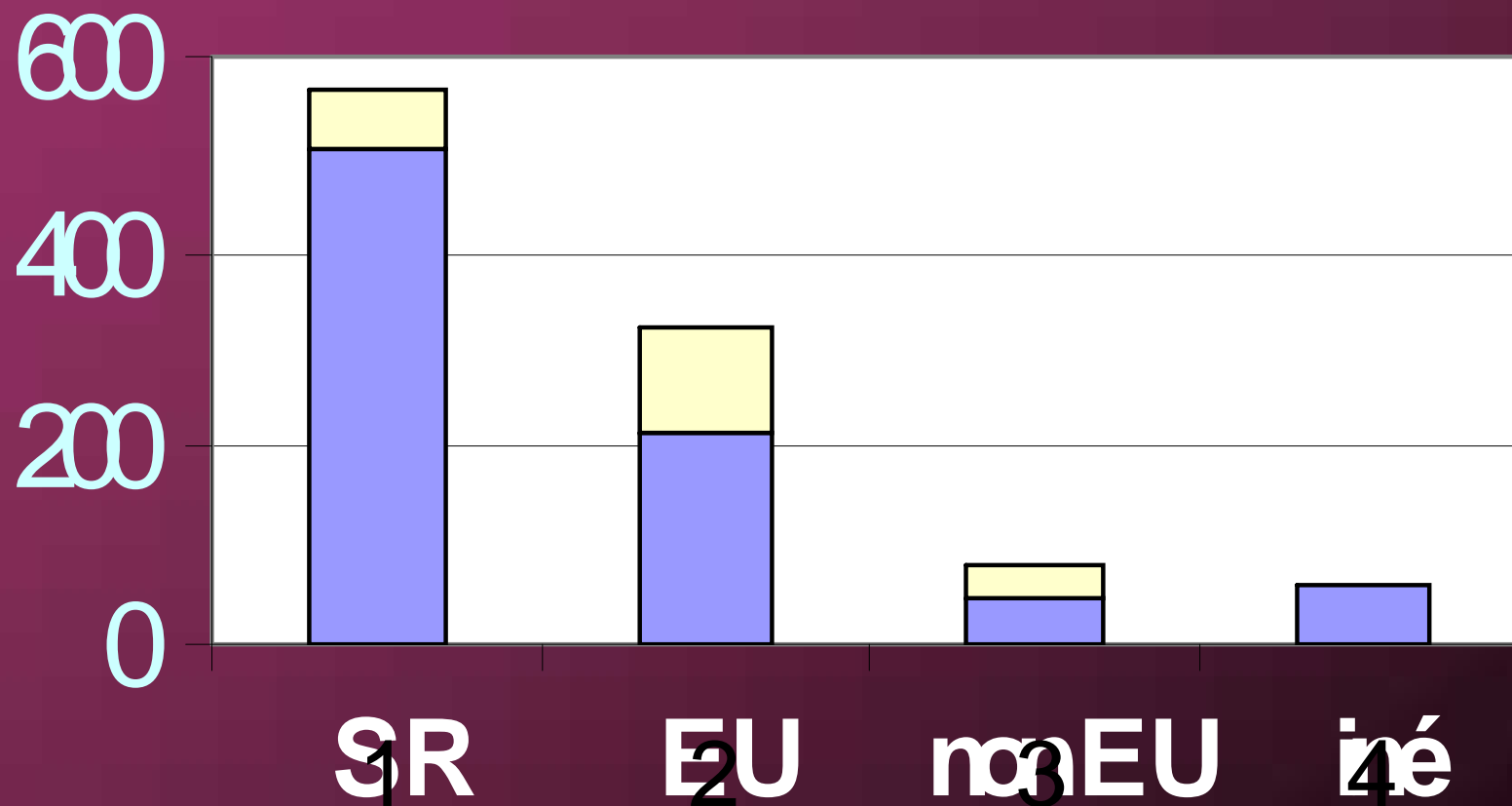
Most frequently found pesticides

EU 2004	SR 2004	SR 2005
Maneb group	Imazalil	Chlorpyrifos
Chlorpyrifos	Chlorpyrifos	Imazalil
Imazalil	Maneb group	Maneb group
Procymidon	Thiabendazol	Procymidon
Benomyl group	Iprodione	Thiabendazol
Iprodione	Endosulfane	Iprodione
Thiabendazol	Chlorothalonil	Cypermethrin

country origin vs positive findings - 2005



country of origin vs positive findings - 2004



Summary - 2004

- From 1047 analysed samples 246 positives (23,5%)
- 15 samples non compliant – (1,4%)
- 28 samples – multiresidual findings
- Maximum – 6 residues in 1 sample (apples)

Summary - 2005

- From 1050 analysed samples were 398 positives (38%)
- From 105 analytes 62 found
- 28 samples exceed the MRL (2,7%)
- 69 samples – multiresidual findings
- Maximum – 11 residues in 1 sample (grapes)

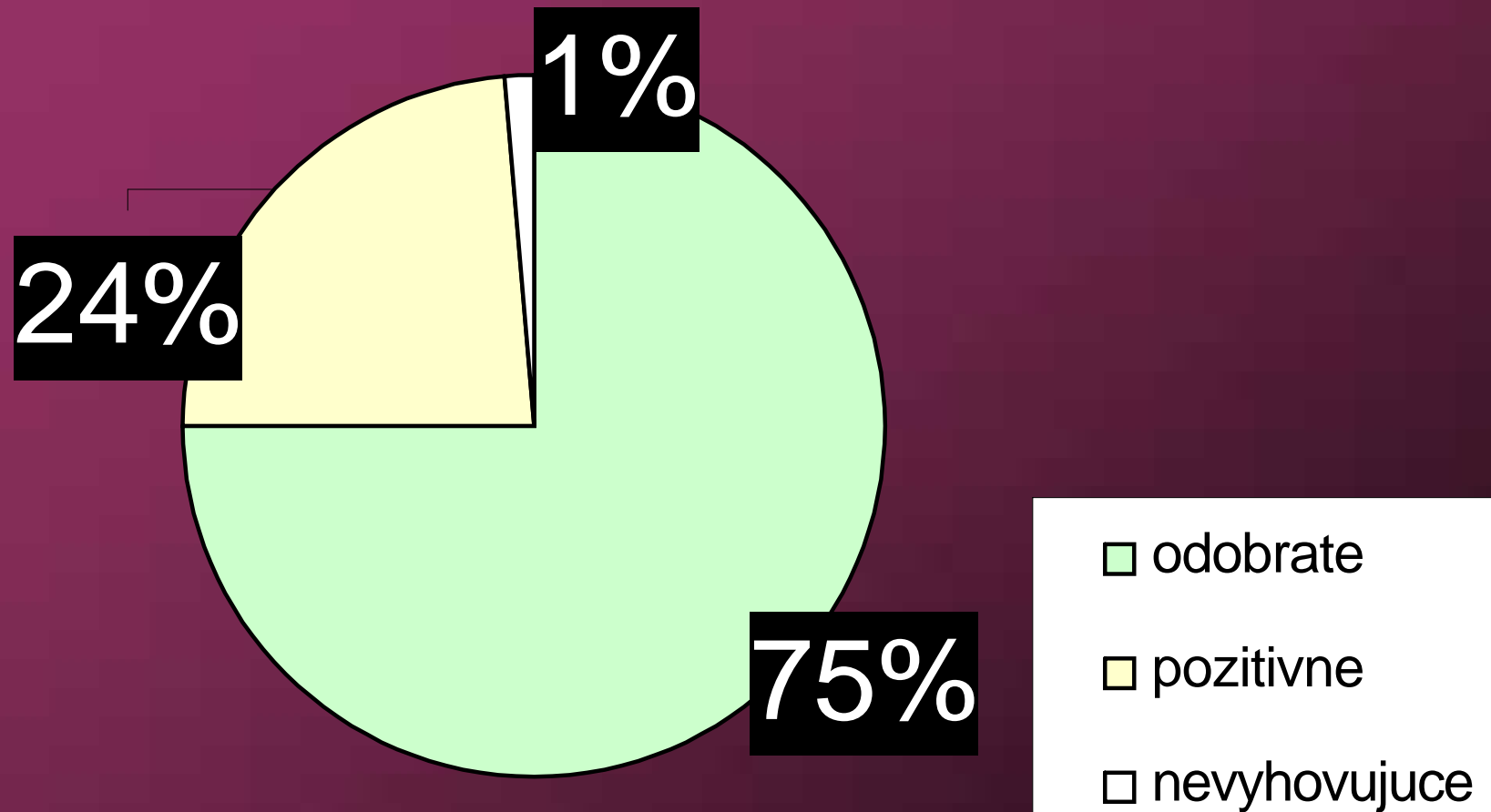
Non compliant samples

- Parsley herb –dithiocarbamates
- Oranges, apples – dimethoate. propargit
- Plums – permethrin
- Cucumber - dimethoate
- Sweet pepper – metamidofos, carbendazim
- Radish – dicloran
- Tea – fenvalerate, bromproylate, permethrin

EU monitoring - 2004

Commodity	plan	taken	Positive findings
Apples	12	15	4
Strawberries	12	11	1
Orange juice	12	13	
Cabbage	12	12	7
Leek	12	11	8 / 1
Tomato	12	17	5
Lettuce	12	9	2 / 1
Rye / oat	12	14	5
summary	96	102	32

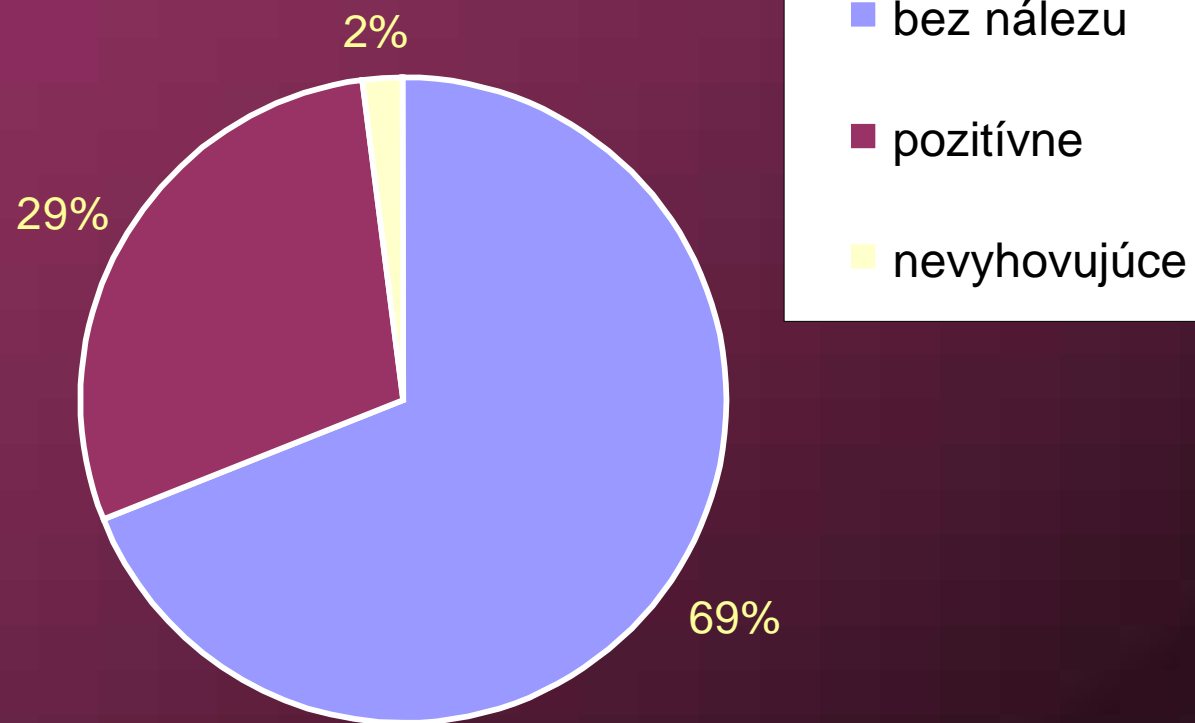
EU monitoring - 2004



EU monitoring - 2005

Commodity	plan	taken	Positive findings
Pears	12	14	7/1
Orange/tangerine	12	9	9
Cucumber	12	13	2/1
Beans with pods	12	10	1
Spinach	12	13	
Carrot	12	11	4
Potatoe	12	12	2
Rice	12	14	2
Summary	96	96	

EU monitoring - 2005



Jednotková analýza - 2

Pomaranč 12497					
	Imazalil	malation	chlorpyrifos	THBN	prochloraz
1	3,60	0,04	0,12	13,7	0,00
2	2,80	0,25	0,05	10,2	0,00
3	2,50	0,02	0,03	0,3	1,3
4	3,38	0,15	0,19	6,8	0,06
5	2,41	0,03	0,03	0,3	1,4
6	6,93	0,01	0,02	10,2	0,03
7	1,93	0,07	0,22	12,6	0,05
8	3,35	0,06	0,06	0,1	0,67
9	6,32	0,15	0,04	9,4	0,02
10	4,37	0,02	0,07	11,2	0,06
max	6,93	0,25	0,22	13,7	1,4
priemer	3,4	0,08	0,08	7,48	0,36
Faktor	1,32	3,12	2,7	1,83	3,8

Thank you for your attention